

NEW MULTI-FUNCTION SCREWDRIVER

No more searching for quarters.

No more struggling to get your fingers under the needle. Works on most Brother embroidery frames.



100+ FABULOUS NEW OR IMPROVED FEATURES

GENERAL FEATURES

- 1. 11.25" needle to arm
- 2. 5-inch height from sewing bed to top of machine arm
- 3. Full-spectrum LEDs which mimic natural daylight
- 4. Almost 10" of full-spectrum lighting around the needle
- 5. Adjustable LED lighting in five settings
- 6. Automatic needle threading system
- 7. Ergonomic large start/stop button
- 8. Separate bobbin winder system
- 9. Adjustable bobbin winding speed
- 10. InnovEye® 2 Technology
- 11. Up to 3x clearer camera resolution
- 12. Up to 2x faster scanning speed
- 13. Presser foot lever in convenient location
- 14. Extra high lift presser foot
- 15. Slow, quiet-close cover
- 16. Ergonomic handle shape
- 17. Navy accent line on the machine front in both sewing and embroidery settings with Disney's silver decoration plate

MY DESIGN CENTER

- 18. Draw directly on the large LCD display to create embroidery
- 19. Line art scan and embroidery
- 20. Drawing or .jpg scan and embroidery
- 21. Scan and stipple
- 22. 30 stamp frames
- 23. Combine creations with pre-digitized and built-in designs and fonts
- 24. Auto line completion
- 25. Stitch setting attributes
- 26. Embroidery image preview screen
- 27. Built-in Up-close™ Viewer with zoom capability up to 400%
- 28. ScanImation™ Scanning Frame

EMBROIDERY FEATURES

- 29. Color Shuffling® 2 with pin function to set desired thread colors
- 30. DropLight™ LED Embroidery Positioning Marker
- 31. Ultrasonic sensor function to set embroidery position and angle
- 32. Camera scanning in 2 different speed modes
- 33. AccuTrac™ embroidery system for better under arm support
- 34. InnovEye® 2 Technology and Snowman® Embroidery Positioning Marker for precise needle and embroidery placement
- 35. Built-in Up-close™ Viewer with zoom capability up to 200%
- 36. InnovaChrome™ LED Thread Color System
- 37. 38% larger embroidery area, 9.5" x 14"
- 38. New stronger frame design with better gripping surface
- 39. Built-in extra-large designs for the jumbo 9.5" x 14" embroidery frame
- 40. 166 embroidery designs featuring Disney•Pixar characters
- 41. 773 built-in Brother embroidery designs in total
- 42. 15 home furnishings designs
- 43. 5 pet designs
- 44. 20 Japanese designs

- 45. 18 quilt designs
- 46. 18 built-in technique designs
- 47. 30 Swiss designs from Zündt
- 48. 8 cool designs
- 49. 140 frame pattern combinations
- 50. 22 embroidery fonts with full complement of symbols, including 2 small fonts
- 51. Built-in Greek alphabet
- 52. Print and Stitch™ Technology for 3D Art
- 53. Embroider up to 1,050 stitches per minute
- 54. Go forward or backward up to 1,000 stitches
- 55. Embroidery background color adjusting feature
- 56. Monochrome embroidery for single color embellishment
- 57. Jump stitch thread trimming
- 58. Thread wiper
- 59. Resume function
- 60. Thread sensors for upper and lower threads
- 61. Embroidery frame display
- 62. Embroidery basting function
- 63. Embroidery thread palettes
- 64. Built-in alignment function for designs and borders
- 65. Trial position
- 66. Change alphabet character appearance/layout with more flexibility for individual text editing
- 67. Design duplication mode with embroidery editing
- 68. 175 sewing stitch designs available in embroidery mode
- 69. Readable PHC files
- 70. Built-in Appliqué Creator
- 71. Embroidery drag and drop

SEWING FEATURES

- 72. Sew Straight™ 2 with brighter laser and wider side range
- 73. Ultrasonic sensor function to set the stitch position, width, length or laser guide position
- 74. MuVit™ Digital Dual Feed System
- 75. New foot for couching with MuVit™ Digital Dual Feed System
- 76. Multi-function foot controller for hands-free control of select sewing functions
- 77. Enhanced My Custom Stitch™ feature with the ability to combine and edit custom and more than 40 built-in sample stitches
- 78. Automatic Height Adjuster™ (AHA®) feature for automatic presser foot pressure
- 79. Pattern connection with InnovEye® 2 Technology
- 80. Reinforcement stitch
- 81. Virtual Stitch Preview™ with InnovEye® 2 Technology
- 82. Edge sewing with InnovEye® 2 Technology
- 83. Lightning-quick pivoting functionality, with customizable foot height
- 84. Sew without thread for paper punching
- 85. Square feeding system with powerful and longer feed dogs
- 86. Large adjustable knee lifter with 3 positions
- 87. Needle plate detector for safe operation
- 88. Ruler design with zero mark at the needle to help center designs
- 89. 149 utility stitches
- 90. 577 decorative stitches, including vintage, heirloom and wide designs
- 91. 5 sewing fonts: 3 alphabet and 1 Cyrillic and 1 Japanese font

- 92. Sew up to 1,050 stitches per minute
- 93. Sew decorative stitches up to 710 stitches per minute
- 94. Free motion mode to automatically adjust the foot height
- 95. Automatic feed dog switching
- 96. Back to beginning key
- 97. Improved sewing with longer feed dogs

LCD DISPLAY FEATURES

- 98. Large 10.1" HD LCD display – 23% larger than previous Brother screens
- 99. More than 16 million possible colors with no color shifting on LCD
- 100. MPEG4 replay function
- 101. Embroidery design and sewing stitch selection scroll bar for easier navigation
- 102. Adjustable display color for easy editing
- 103. Built-in screensavers with viewing adjustment options
- 104. Personalized screensaver functionality
- 105. Realistic preview of selected stitches and patterns
- 106. Faster on-screen design rendering
- 107. More than 40 built-in instructional videos

SOFTWARE FEATURES

- 108. 3 USB ports
- 109. High-speed 2.0 port for design transfer
- 110. A third port for computer connectivity and future upgrades
- 111. Customizable USB mouse pointer functions for an optional mouse
- 112. Optional external USB embroidery card reader
- 113. Easy-to-navigate home screen
- 114. New easy-to-use screen layout
- 115. Adjustable sound in 5 levels
- 116. Larger internal memory capacity for embroidery and sewing stitches
- 117. 13 Built-in languages
- 118. High power CPU
- 119. Presser foot and needle changing key for safe operation
- 120. Screen lock
- 121. Time and date key
- 122. Eco mode
- 123. Shut-off supporting mode

ACCESSORY FEATURES

- 124. Includes four sizes of embroidery frames: 9.5" x 14", 8" x 12", 5" x 7" and 4" x 4"
- 125. 16 accessory feet included
- 126. Includes 3 free-motion quilting foot and 1 piecing foot
- 127. 2-spool thread stand
- 128. High-quality accessory box for storage within arm of machine
- 129. 3 removable accessory trays
- 130. New multi-function screwdriver
- 131. V-Sonic™ Pen Pal for sewing and embroidery
- 132. Straight stitch needle plate and straight stitch foot
- 133. Bobbin case for bobbin work

THE Dream Machine

SEWING | EMBROIDERY | QUILTING | CRAFTING



brother at your side

For more information, call 1-800-4-A-BROTHER or visit [www.THEDreamMachineByBrother.com](http://www.THEDreamMachineByBrother.com)



HADFBTHEDREAM



brother at your side

All images are for illustrative purposes only. All specifications subject to change. The Best Buy Seal and other licensed materials are registered certification marks and trademarks of Consumers Digest Communications, LLC, used under license. For award information visit ConsumersDigest.com. ©2014 Brother International Corporation. All rights reserved. ©Disney. ©Zündt Design.



# THE Dream Machine

SEWING | EMBROIDERY | QUILTING | CRAFTING

*Designed by geniuses. Inspired by dreamers.*

Dreaming is wonderful. A notion that's immediately apparent when you sit down to play on our latest and greatest creation. It's where your dreams, and our dreams, are made real through a bounty of new and refined features. **With 30 patents and patent pending innovations, THE Dream Machine is our most powerful, technologically advanced machine – the one you've been waiting for.**

## 56 SQUARE INCHES OF WORKSPACE

**11.25" needle to arm!** Our largest needle to arm is a dream for any quilter with the ability to accommodate a rolled king-sized quilt!



Our brightest  
workspace ever



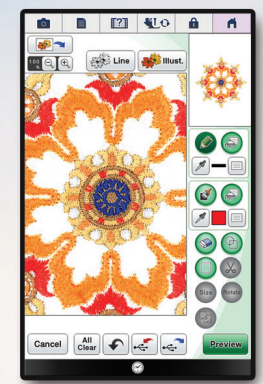
1<sup>ST</sup> INDUSTRY FIRST

# THE INDUSTRY'S LARGEST BUILT-IN HIGH-DEFINITION LCD DISPLAY



## EXPANDABLE LIBRARY OF BUILT-IN TUTORIAL VIDEOS

Built-in **HD tutorials** make learning easy! View over 40 tutorial videos directly on the high-definition LCD display, or **stream your own creations using the industry standard MP4 format**. You can even watch videos or listen to music while the machine is not running.



## NEW ZOOM AND ADJUSTMENT FEATURES

View your creations in crisp, vivid color and watch them become larger than life with the new zoom function of up to **400% within My Design Center and up to 200% in other modes**. Easily adjust your design by rotating in 1 degree increments.



## NEW USER INTERFACE

Larger, more defined crystal clear icons, color navigation, scrolling menu and the ability to **view your design properties in preview mode**.

10.1"	8.5"	7"
THE Dream Machine	Quattro® 3	V-Series

23% LARGER THAN PREVIOUS MODELS



# 38% LARGER EMBROIDERY AREA THAN PREVIOUS MODELS

## 9.5" x 14"

## NEW STABILITY PLUS™ FRAME

Make your projects larger than life with our largest and strongest embroidery frame yet. With the addition of **aluminum, rubber and ribbed corners**, our new improved embroidery frame offers **less slippage** for better stitch results.

## ACCUTRAC™ EMBROIDERY SYSTEM

**Engineered for superior stitch quality.** Bask in the pleasure of even more precise, high quality embroidery with our most advanced **AccuTrac™** embroidery system. Created and used in our multi-needle PR machine, it provides better under arm support, reduces bounce, provides better stitch quality, as well as sophisticated mechanical changes for the **smoothest frame control** to date.





1INDUSTRY  
FIRST

# INNOVEYE® 2 TECHNOLOGY

## IT'S LIKE HAVING A BUILT-IN CAMERA AND SCANNER

This industry-first technology gives you a **live and up close view of the needle area** for the most precise positioning ever. The ability to **scan the entire embroidery area** provides virtually endless creative options and helps ensure that all of your projects are perfect.




Than previous models

Live magnified image with Up-close Viewer™

1INDUSTRY  
FIRST


## VIRTUAL STITCH PREVIEW™ & WIDTH ADJUSTMENT

See your desired stitch **superimposed on your project**, giving you the ability to **adjust your stitch width or placement**. Seeing is believing!



## WITH INNOVEYE® 2 TECHNOLOGY, PRECISE ALIGNMENT OF DESIGNS IS EASIER THAN EVER

Perfectly place your design exactly where you want it every time. Just scan your fabric or garment, **preview your design on screen** and you're done.




## SNOWMAN® EMBROIDERY POSITIONING MARKER

We've enhanced our beloved **Snowman® Embroidery Positioning Marker** to offer more options for alignment of embroidery designs. Pair with the InnovEye® 2 Technology to **automatically position the needle** and design for precise embroidery placement.

## DESIGN CONNECTION BY INNOVEYE® 2 TECHNOLOGY

Thanks to the improved InnovEye® 2 Technology, embroidery design connection is **easier and more precise**. Combined with the Snowman® Embroidery Positioning Marker, you can reposition your design many times in many directions.



The Snowman® Embroidery Positioning Marker can be placed in multiple positions for easy design placement.





# MY DESIGN CENTER

## MAKE YOUR PROJECTS AS UNIQUE AS YOU

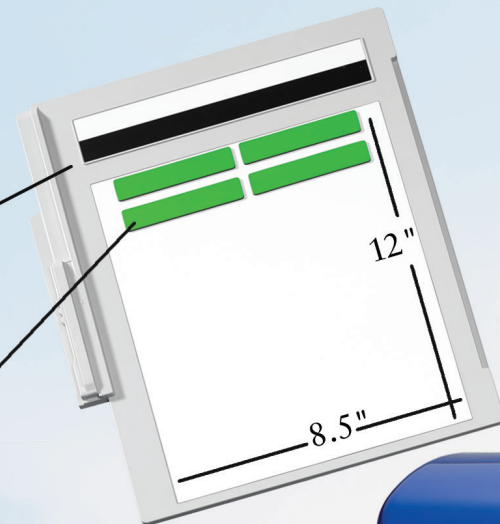
**1 INDUSTRY FIRST**

The next generation of My Custom Design has been enhanced to integrate our industry-first InnovEye® 2 Technology, offering new design capabilities at your fingertips, all without a PC. **Draw or doodle directly on the LCD display**, and watch it spring to life in the large drawing area. Or, use the industry-first scanning frame to **scan line art, handwriting or printed clip art** and have it transformed into embroidery data. There are so many ways to create a custom, personal work of art – and a really fun way to create embroidery!

**1 INDUSTRY FIRST**

White balance calibration bars ensure accurate color every time.

Extra strong magnets keep your art in place while scanning.



ScanImation™ Scanning Frame

### INTRODUCING OUR SCANIMATION™ SCANNING FRAME AND TECHNOLOGY

The industry's first scanning frame that **works directly on your machine**. Using InnovEye® 2 Technology and our state-of-the-art scanning frame, you can scan drawings and printed clip art directly into My Design Center.

### DRAW DIRECTLY ON THE LCD DISPLAY

Use the included stylus to **draw directly on the LCD display** and see your designs or handwriting instantly spring to life in the large drawing area. **No more tablet needed.**

### BUILT-IN USB PORTS

**High-speed 2.0 ports** to import JPEG images using any standard storage media and easily turn them into embroidery data.


### LINE ART SCAN & EMBROIDER

Use the industry-first InnovEye® 2 Technology to scan handwriting or line art on the **industry-first ScanImation™ Scanning Frame**, and then watch as they are transformed into unique embroidery designs. You can also draw directly on the 10.1" built-in HD LCD display.


**1 INDUSTRY FIRST**



DRAW IT



SCAN IT



CONVERT IT



STITCH IT

You can use your own line art drawing or take line art from a magazine and auto convert to stitch data.

1. Scan it
2. Auto convert to stitch data
3. Create beautiful embroidery





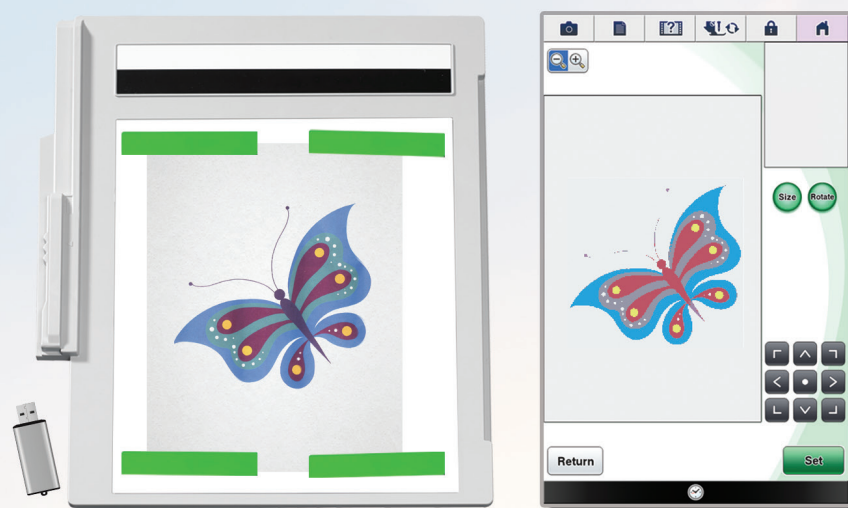
1INDUSTRY  
FIRST

# TURN JUST ABOUT ANYTHING INTO EMBROIDERY DATA

No PC or Software Needed

## ILLUSTRATION SCAN & EMBROIDER


Use the industry-first InnovEye® 2 Technology to scan an image or illustration on the industry-first **ScanImation™ Scanning Frame**. Or import a JPEG using the USB port, and watch in amazement as the **image is turned into stitch data using just the machine.**



Import your illustration or clip art via the scanning frame or USB port. (USB stick not included)

My Design Center automatically converts the file into embroidery punch data.

Create beautiful projects by combining all of the amazing features in My Design Center.



1. Scan it
2. Convert it
3. Embroider it

1INDUSTRY  
FIRST

# STIPPLE & FREEHAND QUILTING WITH EASE

No PC or Software Needed

## SCAN & STIPPLE

Accurately stipple anywhere on any project. Simply scan your fabric using InnovEye® 2 Technology and **define the stippling area using the stylus directly on the LCD display.** Choose your desired stipple pattern and THE Dream Machine does the rest.




Scan it

Auto Stipple

Stitch it


## INSIDE & OUTSIDE AUTO STIPPLE

You can also use the built-in library of shapes and patterns to add interesting detail to any project. **You can even combine shapes** and select inside or outside stippling to create unique designs.



## CUSTOM DRAW STIPPLING

Use the industry-first **ScanImation™ Scanning Frame** or draw directly on the LCD display to create your own unique patterns. Now you can **get the look of complicated freehand stippling, without the use of software or stitch regulation!**





# PERFECT PRECISION HAS NEVER BEEN EASIER

1INDUSTRY  
FIRST



## V-SONIC™ PEN PAL FOR SEWING & EMBROIDERY

The V-Sonic™ Pen Pal system uses ultrasonic technology to allow you to **control several functions right on your fabric**, so you can reduce the need to look away from your project. When sewing, easily make adjustments to needle position, set stitch width and position, select sewing end point, and set laser guide position. When embroidering, easily adjust the design if the fabric has been hooped crooked.

1INDUSTRY  
FIRST



## DROPLIGHT™ LED EMBROIDERY POSITIONING MARKER

Trying to guess where to drop the needle is a nightmare of the past! Use the embroidery foot with LED pointer to **easily see your needle drop position** – critical for embroidery. You can check the embroidery field easily with the trial key and the LED pointer. **Also helpful while using the stitch forward and backward keys.**

1INDUSTRY  
FIRST



## SEW STRAIGHT™ 2 LASER VISION GUIDE

**Sewing straight** has never been easier with the built-in laser guide. Now it's even easier with the **brighter laser line** for easier viewing on darker fabrics, and a **wider range** that **extends up to 19mm**. With double the brightness and manual adjustment, you will be able to see this guideline on virtually any fabric you can imagine.

1INDUSTRY  
FIRST



## NEW COUCHING TECHNIQUE AND MUVIT™ DIGITAL DUAL FEED SYSTEM

The **new couching foot** with MuVit™ allows you to add cording techniques to your projects.



1INDUSTRY  
FIRST

## COLOR SHUFFLING™ 2 FUNCTION FOR EVEN MORE COLOR POSSIBILITIES

Love a certain color scheme? Not sure how to combine colors? Use the **new pin function** in Random and Gradient modes to ensure your favorite colors are included in your shuffle.



Random Mode


Gradient Mode

1INDUSTRY  
FIRST

## INNOVACHROME™ LED THREAD COLOR & MONITORING SYSTEM


No more babysitting your machine! Our revolutionary visual status system **indicates when a thread color change is needed**, what the next color is, as well as **thread breakages and alerts**. Originally designed for our PR-Series of machines.

Solid Red




Stitching red section

Solid Blue




Need blue for next section

Solid Blue



Stitching blue section

Flashing Green




Design finished





# OVER 930 BEAUTIFUL BUILT-IN DESIGNS



## DISNEY IS IN OUR DNA

Only **THE Dream Machine** has the magic of 166 Disney embroidery designs built right in. Plus, exclusive access to a constant parade of Disney and Disney•Pixar embroidery designs through the **iBroidery.com Download Center**.

