

■ No. 2014-121 ■ Date: 2014/2/18

Model : KE430F, BE438F

Title : KE-430F/BE-438F new software version(1.7.00)

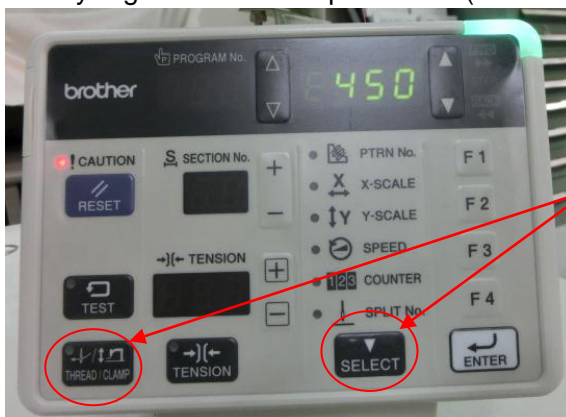
KE-430F/BE-438F new software version

We newly made software for solve problem E-450 on head detector unit. Version 1.7.00

Please install this software when you got E-450 on KE-430F/BE-438F.


Procedure

1. Press “SELECT” & “THREAD” key together and turn power on. (This setting is available on head detector got E-450 error.)




SELECT+THREAD
& Power on

2. Automatically displays shows 850 on program no. and select subclass on parameter no.



Change subclass by arrow key.
For 438F press enter key.

3. Press “ENTER” key, display shows “END” (blinking) and turn power off.



4. When power turn on again, machine can be used as normal.