

Make Your Business Hum

The office environment is changing, which means technology needs to change, too.

With office print volumes declining and workers more mobile than ever, 30 or more workers sharing a centralized copier and printer may not be the best office configuration to support social distancing efforts. A much more manageable employee to device ratio could help ease employee concerns.

Taking Precautions in the New Six-Foot Office



Centralized employee-to-device ratio: 30:1



Decentralized employee-to-device ratio: 4:1

Now is the time to retrofit your office and reimagine a more comfortable and secure print environment for your business. And that starts with Brother.

The Brother Balanced Deployment Approach






To help improve employee output and productivity, Brother recommends a Balanced Deployment approach, which means placing the appropriate number and type of devices within close proximity to the people who actually use them. This approach reduces employee interactions by decreasing the number of people sharing the same device.

This solution delivers smaller, more flexible “pods” comprised of a number of commercial-grade Brother printers, all-in-ones and scanners. Brother recommends up to four people per printing “pod” to encourage social distancing.

A Balanced Deployment Approach Also Offers:

- A lower device to employee ratio to minimize the number of people sharing one device; this helps reduce the occurrence of people standing around the device and the distance required to walk to the printers.
- Print job release capability using your own badge with a built in NFC card reader for easy badge authentication*; this enables employees to securely retrieve printed documents, diminishing contact with the printer, as well as the number of documents being touched, read or copied.
- Streamlined/right-sized operations by removing bottlenecks and cutting costs.
- The ability to integrate intelligent print management software for a complete technology solution.
- The scalability to supplement or even replace existing centralized copiers/workgroup printers.

Brother offers a number of devices to help ensure a comprehensive balanced deployment strategy for your business:

RECOMMENDED PRINTERS					
					
	HL-L6400DW	HL-L6400DWT	MFC-L6900DW	HL-L9310CDW	MFC-L9570CDW
Functions	Print	Print	Print, Copy, Scan, Fax	Print	Print, Copy, Scan, Fax
Max Print Speed ¹	52ppm	52ppm	52ppm	33ppm black / 33ppm color	33ppm black / 33ppm color
Input Paper Capacity (Std / Max ²)	570 / 2,650 sheets	1,090 / 1,610 sheets	570 / 2,650 sheets	300 / 2,380 sheets	300 / 2,380 sheets
Duplex Capabilities	Print (default setting)	Print (default setting)	Print (default setting) / Copy / Scan / Fax	Print (default setting)	Print (default setting) / Copy / Scan / Fax
In-Box Toner Yield	12,000 pgs. ³	12,000 pgs. ³	12,000 pgs. ³	6,500 bk / 6,500 color pgs. ⁴	6,500 bk / 6,500 color pgs. ⁴
Max. Replacement Toner Yield	20,000 pgs. ³	20,000 pgs. ³	20,000 pgs. ³	9,000 bk / 9,000 color pgs. ⁴	9,000 bk / 9,000 color pgs. ⁴

CONTACTLESS SERVICE WITH BROTHER EXCHANGE

Do you have concerns with service technicians spending extended times in your office fixing legacy copiers and printers? Brother offers device exchange options to address any service needs that might arise – a replacement product can be shipped directly to your business. This provides a simple plug and play setup without the need for outside personnel entering your workplace.



BROTHER SAFETY TIP: CLEANING YOUR BROTHER DEVICE

To clean high-touch external surfaces of your Brother product to limit the spread of germs and viruses, use a CDC-recommended disinfectant solution consisting of 70% isopropyl alcohol and 30% water.

1. Turn off the product and disconnect AC power cord from outlet*.
2. Using a lint free cloth moistened with a mixture of 70% isopropyl alcohol and 30% water, gently wipe high touch surfaces including display and/or control panel. The cloth should be damp not wet. Do not spray directly onto the product.
3. Allow surfaces to dry completely before reconnecting AC cord and turning power on.

IMPORTANT: Disinfection must be performed in a well-ventilated room or open-air space.

WARNING: The use of alcohol is a fire risk and may damage the surface of the plastic exterior of your product. Please strictly follow the instructions in this guidance and only use this cleaning method to help reduce the risk of spreading COVID-19.

RECOMMENDED SCANNERS		
		
	ADS-2400N	ADS-3600W
Max. Scanning Speed ⁵	40ppm (simplex) / 80ipm (duplex)	50ppm (simplex) / 100ipm (duplex)
Max. Auto Document Feeder Capacity	50 sheets	50 sheets
LCD Display	–	3.7" color touchscreen
Integrated Card Reader	–	NFC

© 2020 BROTHER INTERNATIONAL CORPORATION.

1. Based on one-sided printing. Change from default setting required.

2. Additional purchase required.

3. Approx. toner cartridge yields in accordance with ISO/IEC 19752 (letter/A4).

4. Approx. toner cartridge yields in accordance with ISO/IEC 19798 (letter/A4).

5. Color and monochrome scan speed with all advanced features turned off, LTR at 300dpi.

*<https://www.cdc.gov/coronavirus/2019-ncov/community/organizations/cleaning-disinfection.html>