

enter the next dimension in

E M B R O I D E R Y



*Entrepreneur<sup>®</sup> Pro*

PR1000<sub>e</sub>

**brother<sup>®</sup>**  
at your side

Get to know the PR1000e

experience the next dimension in embroidery

THE ENTREPRENEUR® PRO

# Entrepreneur® Pro

PR1000e

A true pinnacle of perfection, the Entrepreneur® Pro PR1000e 10-needle home embroidery machine truly is the **“Perfect 10.”**

Perfect for embroidery enthusiasts, hobbyists and crafters. Perfect for home-based entrepreneurs. And simply perfect for anyone looking to step up their **productivity and creativity.**

The PR1000e comes equipped with some of the most **powerful design and editing capabilities** ever built into a multi-needle embroidery machine. Just when you think you’ve reached the limits of creative freedom, look again – the PR1000e likely has more to offer.

The Entrepreneur® Pro PR1000e is the result of more than 100 years of Brother™ innovation, and combines the best features of our best-in-class machines. Embrace the next dimension in embroidery as you experience **optimum performance** in the perfect multi-needle machine for all your embroidery needs.

## Our Best Keeps Getting Better

Experience the latest enhancements with our new upgrade software. Get even more creativity and versatility from your PR1000 and PR1000e.



**THE PERFECT 10**  
10-NEEDLE HOME EMBROIDERY MACHINE





Get to know the PR1000e

THE ENTREPRENEUR® PRO

THE PERFECT 10

## 10 Needles

Finish gorgeous, multi-color creations faster than ever before. Impressive 10-color, 50,000 stitch-count designs can be completed up to **12% faster** than a 6-needle machine, and up to **30% faster** than a single-needle machine. With the PR1000e, you truly can enter the next dimension in creativity and productivity.

UP TO  
**1,000**  
STITCHES  
PER MINUTE



Design available at  
[www.ibroidery.com](http://www.ibroidery.com)

Design by Anita Goodesign.

## 10 Thread Eyelet Threading System

The PR1000e promises **virtually perfect thread tension** every time with the new Eyelet Threading System, a Brother™ exclusive.

- ▶ Maintains **consistent tension** on all 10 threads, even as the needle bar moves
- ▶ Virtually **eliminates** thread tangling
- ▶ Requires **no tools** – follow a simple, numbered path

**NO MORE** TANGLES!  
LOST PRODUCTIVITY!



Design available at [www.ibroidery.com](http://www.ibroidery.com)

## 10 Needle Auto Threading

INDUSTRY  
FIRST

As the only multi-needle machine with a built-in automatic needle threading system – a Brother™ exclusive – you'll **thread each needle in seconds**, with just the touch of a button! The thread passes effortlessly through the eye of each needle.

**MAKES THREADING  
SIMPLE**



## 10 LED Lights in the InnovaChrome™ LED Thread Color System—Improved!

INDUSTRY  
FIRST

The color selection and threading of a multi-needle embroidery machine has never been so intelligent! The InnovaChrome™ LED Thread Color System is the **first of its kind**, and as you'll see, IT'S simply amazing!

Underneath each of the 10 thread spools is a full color **LED light which mimics the color of the thread** that belongs on the spool for each design, helping eliminate guesswork as to what color thread should be used. We've **improved the LEDs** so the color wraps around to fill more of the space, which means they'll appear even brighter than before.

### THREAD SELECTION HAS NEVER BEEN SO EASY—OR FUN!

- ▶ **Match the thread colors** needed in your designs using the LED under each spool
- ▶ The **LEDs are calibrated** to indicate the closest color, from the hundreds of colors used in standard design color palettes
- ▶ LEDs correlate to **thread color information** on the LCD display screen



IMPROVED  
InnovaChrome™ LED  
Thread Color System

### Don't have the right thread for your design?

No problem. Use the InnovaChrome™ System to visually match the recommended color to the threads you do have.

#### IMPROVED LEDs

Brighter, sharper and easier to see - mimic thread colors

## **NO NEED TO BABYSIT YOUR MACHINE!**

The lights also double as a visual status system so you can spend **less time supervising the machine.**

Different **light and built-in audio cues** communicate:

- ▶ Thread color change
- ▶ Thread breakage
- ▶ Completed designs

## **10 Thread Colors**

Defy embroidery as you've always known it by stitching **designs up to 10 colors without changing thread.** Many 20-color designs can be completed with just two thread changes. And for variety, switch to monochrome mode to stitch multi-color designs as one-color designs.



**VISUAL  
STATUS SYSTEM**



**MULTI-COLOR DESIGNS**  
Let your creativity take flight



Butterfly design available at  
[www.ibroidery.com](http://www.ibroidery.com)

Design on top three pillows by Anita Goodesign.  
Design on blue pillow available at [www.ibroidery.com](http://www.ibroidery.com)



## New and Improved Advanced Super View HD LCD Display by Sharp® Corporation

View your designs in crisp, sharp clarity on the **improved Advanced Super View (ASV), HD LCD** touch screen display, which provides our widest, most enhanced viewing angle with **little or no color shifting**. See the on-screen buttons and functions, and your designs, from virtually any angle.

- ▶ See many designs at **up to 200% their actual size** with the on-screen viewing enlargement feature
- ▶ **Preview your design** with the background color change feature
- ▶ New **adjustment feature** allows you to change the brightness of the screen to suit your room's lighting environment or for better viewing of light designs, such as lace
- ▶ The **improved LED lights** have no mercury and consume 15% less power than before, making it **energy efficient**



Built-in Videos and Tutorials



Custom Screen Saver Function

INDUSTRY  
FIRST

**16.7+ MILLION  
POSSIBLE COLORS  
WITH LITTLE OR NO  
SHIFTING**



**Improved viewing angle!  
See it from virtually anywhere.**





**NO EXTRA  
TASK LIGHT NEEDED**

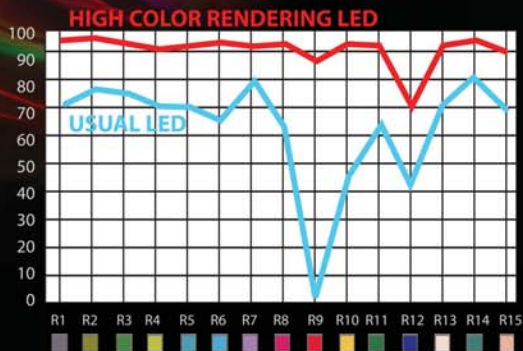
## Runway® Lighting

Shine brilliant light on your designs with our **brightest work area ever!** The PR1000e casts **pure, full-spectrum lighting** onto your workspace, helping to eliminate eye strain and showcase every last stitch and detail.

With 5 built-in LED lights, the PR1000e projects a light intensity **equivalent to 35 standard bulbs.**

- ▶ **Customize the light** with any of the 5 settings
- ▶ **Shadows are practically eliminated,** helping to ensure precision and complete accuracy
- ▶ Enjoy **redder reds** and **bluer blues**

PR1000e  
built-in design



PR1000e  
built-in design

**PURE, FULL-SPECTRUM  
LIGHTING**  
Means less eye strain

## InnovEye® Technology & Up-close® Viewer: Precise Positioning

INDUSTRY  
FIRST

Brother's exclusive InnovEye® Technology and Up-close® Viewer give a **bird's eye view** of the needle area. This must-have for multi-needle embroidery machines is like having a built-in camera above the needle plate. Providing a **live magnified image right on the LCD display**, embroidery has never been more exact. Imagine how easy it will be to **see your work up close** and personal. By using InnovEye®, the needle-drop guessing game is over... elaborate designs and intricate decorative stitching are incredibly accurate.

InnovEye® Technology means **precise needle placement** for those hard-to-see areas. Estimating stitch placement is no longer a hassle, leaving more time to dream the unthinkable and create the unbelievable.

SEE YOUR DESIGNS  
UP CLOSE AND  
PERSONAL

### GRID FUNCTION

When the Snowman® function isn't appropriate, **achieve precise embroidery placement** with the built-in grid function. **Designed to work in conjunction with the InnovEye® Technology**, use the grid function to manually align designs.

**Broken thread?** Use the InnovEye® Technology to view the breakage point, then select the grid function to determine the spot to restart your embroidery.

IT'S LIKE HAVING A BUILT-IN  
CAMERA ABOVE THE NEEDLES!



# Snowman® Embroidery Positioning Marker

INDUSTRY  
FIRST

Take precision to the next dimension with our unique Snowman® Embroidery Positioning Marker, which was **developed to work in conjunction with the InnovEye® Technology**. Utilizing a unique **embroidery positioning marker** placed on your fabric, the InnovEye® Technology **automatically positions the needle and design** for perfect embroidery placement.



**EASY-TO-USE  
TEMPLATES  
MAKE DESIGN  
PLACEMENT  
A BREEZE**

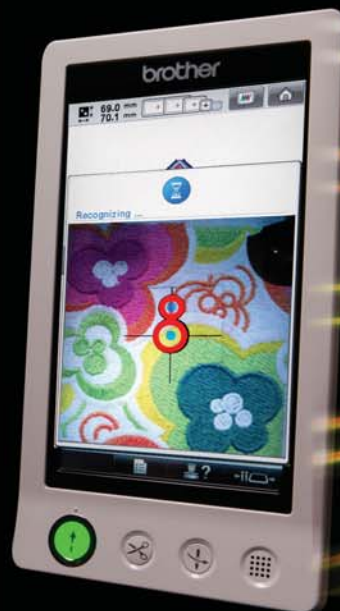
**No more starting over** when you slightly mishoop your fabric! Let the InnovEye® Technology detect the embroidery positioning marker and make corrections for you!

## PRECISE EMBROIDERY PLACEMENT

It's like having GPS for your needles!



Designs available at  
[www.ibroidery.com](http://www.ibroidery.com)



Read about our new scanning feature on page 14!



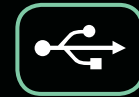
THE ENTREPRENEUR® PRO

## Endless Design Possibilities at Your Fingertips

Stitch out the **110 built-in designs** as they are, or express your creativity with the **design editing feature** which allows you to customize your creations.

“Say it” in just about any style with a **full range of built-in fonts**, including the new children’s, handwritten and connected script fonts. Also includes Renaissance, Floral, Appliqué and Greek alphabet designs, fonts and an array of **monogram combinations**. **Personalize fonts** by adjusting the spacing, or change the thread density to improve the look of stitching.

### 3 USB PORTS



**Standard** Transfer smaller design files to and from the machine\*



**High Speed 2.0** Transfer larger designs with an external hard drive, card reader, or memory stick\*\*



#### Computer Connectivity

Download machine upgrades or download purchased designs to your PC from [www.ibroidery.com](http://www.ibroidery.com)

\*USB flash drive not included.  
\*\*Additional purchase required.



Designs available at  
[www.ibroidery.com](http://www.ibroidery.com)

**Aa** **110** BUILT-IN EMBROIDERY DESIGNS  
**28** ALPHABET FONTS

Design available at  
[www.ibroidery.com](http://www.ibroidery.com)

Design available at  
[www.ibroidery.com](http://www.ibroidery.com); PR1000e built-in font.



## DISCOVER NEW CREATIVE DESIGNS

Whether you use the 110 built-in designs, download exclusive designs from [www.ibroidery.com](http://www.ibroidery.com) or import your own designs from memory sticks and embroidery cards, you can experience creative embroidery freedom like never before with the PR1000e.



**110**  
Built-in designs

**1000's**  
of designs on  
[www.ibroidery.com](http://www.ibroidery.com)

Illustration does not show exact placement or proportion of all designs in hoops.

THE ENTREPRENEUR® PRO

## PE-DESIGN® NEXT Upgrade Software Included

PE-DESIGN® NEXT Upgrade software, a **\$500 value, included FREE** with the PR1000e, takes digitizing and embroidery to the next level.\* The user-friendly interface makes it easy to locate functions. You can even customize your favorite operations on the quick access toolbar so they are a click away.



### FEATURES INCLUDE:

- ▶ **100 built-in fonts**
- ▶ **Lettering Outline Feature** Give your personalization dimension
- ▶ **Name Drop Template** A time saver when making team jerseys or hats
- ▶ **Ability to split large designs into sections** Accomplish bigger embroidery projects that don't fit in large frames




PE-DESIGN® NEXT Upgrade Software offers several functions for the embroidery business owner. The link function allows **up to four PR1000 Series or upgraded PR650 Series machines to be linked** to one computer. Stitch out the same design or different designs on each machine. **Perfect for the small business** owner who wants to queue up to 100 designs at one time.

- ▶ **Manage the progress** of each machine through one computer
- ▶ Complete **large orders with ease**



PR1000e built-in design.



\*Customers must have PE-DESIGN® 5.0 or above software in order to use the included PE-DESIGN® NEXT Upgrade software.



## Accessories

With the PR1000e, you can enjoy our **largest embroidery field**, which accommodates projects you probably didn't dare attempt before. And enter the next dimension in size with this exciting array of included and optional\* accessories.

### DEVELOP IMPRESSIVE EMBROIDERY WITH THE INCLUDED EXTRA-LARGE WORKTABLE

- ▶ **Slides on and off** quickly and easily for easy installation and bobbin changes
- ▶ Provides a **stable support system** for frames and heavy items

### FOUR INCLUDED FRAMES

- ▶ **8" x 14" Extra Large**
- ▶ **4" x 4" Medium**
- ▶ **5" x 7" Large**
- ▶ **1.5" x 2" Small**

### EXPAND YOUR EMBROIDERY WITH OPTIONAL\* ACCESSORIES

- ▶ **14" x 14" Jumbo Frame** - 20% larger than our previous extra-large frame
- ▶ **8" x 8" Quilting Frame** and **4" x 12" Border Frame** for specialty projects
- ▶ **Round Frame Kit** for stitching round designs
- ▶ **Wide Cap Frame, Driver and Mounting Jig**

**Not sure what frame to use? The PR1000e knows.**


The built-in frame/Arm Auto Sensing feature advises when you're using the wrong frame.

\*Additional purchase required.

**LARGEST OPTIONAL  
FRAME EVER!  
20% LARGER THAN BEFORE**



14" x 14" Jumbo Frame shown. Design available at [www.ibroidery.com](http://www.ibroidery.com)



**EMBROIDER  
VIRTUALLY  
EAR-TO-EAR**



## Introducing the World's First Scanner in a Multi-Needle Embroidery Machine!

INDUSTRY  
FIRST

How nice would it be to be able to ensure that the logo on shirt pockets is perfectly centered, or that two designs are placed just right in relation to each other? Now you can! Use the InnovEye® Technology to **scan the embroidery field and see the bigger picture of your creation on screen**, so you can be certain that you're putting a design exactly where you want it in relation to your entire hooped area. Perfect for positioning designs on pre-made garments and for delivering precise placement on projects such as quilt blocks.



- ▶ Use the scanner to scan the fabric in the entire embroidery area
- ▶ View the real-time scanned image on the LCD display
- ▶ Place your design exactly where you want it, using the LCD display for perfect placement everytime

Being able to see the bigger picture of your fabric and work area makes your options for creative design greater than ever before! You no longer have to imagine how your design will look and choose a needle drop area - now you can actually preview it on screen!

### Seeing is believing!

To watch the videos that show how InnovEye® Technology, Snowman® Embroidery Positioning Marker and the Scanning Feature work, visit [www.brother-usa.com/pr1000e](http://www.brother-usa.com/pr1000e).




# Be Your Own Colorist with the New, Exclusive Color Shuffling™ Function—Only from Brother!



Change your design color palette with the touch of a button. You'll be amazed at the virtually infinite possibilities of thread color choices for every design.

Just select a design, touch the Color Shuffling™ icon and select one of **four different color scheme choices** - random, vivid, gradient or soft. The design will appear onscreen in six different color combinations. Zoom in on one for a close-up peek or turn the page to see even more options. Save the different color offerings into Memory or your memory stick. Don't see the look you had in mind? Just shuffle again for a whole new set of colors.

Perfect when you want to place the same design on multiple creations, but want to add a personalized touch to each. Or when you want to place a design on fabric that might not match. Take it a step further and **scan your fabric in the hoop and see your new color combination on the fabric** - without taking a stitch. Don't like it? Don't stitch it. Let the machine give you more options until you find the perfect rainbow for you.



VIEW YOUR DESIGN IN 4 DIFFERENT TYPES OF COLOR SCHEMES

NEVER BE LIMITED BY PRE-DETERMINED COLOR SCHEMES AGAIN!



## Enhanced On-Screen Auto Density Adjustment of Original Design

Want to embroider a team logo on both a hat and a tote bag? Now you can, without worrying about enlarged designs looking too thin or reduced designs with stitches too close together. When you take a small design and make it larger, watch in amazement as the **stitches multiply right before your eyes** with the stitch-to-block feature. Design stitch density is automatically recalculated to 100% so your resized design will look just like the original.

You also have the freedom to **adjust the density of designs** with a simple slide bar. Swing to the right to increase the density and to the left to decrease - as easy as adjusting a dimmer switch.

When you resize a design...



Your stitch count is automatically adjusted.





## Expand Your Creative Library with New Embroidery Designs and Fonts!

- ▶ 10 new embroidery designs
- ▶ 2 new embroidery fonts

# Germanic Sofia Bold



# Specifications

**Entrepreneur® Pro**

PR1000e

## LCD PANEL FEATURES

Display	Color 4.4" x 7.3" ASV HD LCD display with enhanced 176° viewing angle and 16.7+ million colors
Adjustable screen brightness setting	✓
On-screen tutorials, with videos & diagrams	✓
Zoom function	Zoom to view many designs up to 200% actual size
On-screen editing	Rotate, mirror image, move, copy, enlarge/reduce, letter spacing, thread density, and group/ungroup edit functions
Preview designs before stitching	✓
Screen saver	5 built-in images included; personalized functionality
Adjustable design icon size setting	✓

## WORKSPACE FEATURES

Runway® lighting	5 LED lights, equivalent to 35 standard bulbs 5 customizable brightness settings
Workspace table	Extra-large table (included)

## THREAD AND NEEDLE FEATURES

Number of needles	10
Number of spools	10
Automatic needle threading	✓
Numbered threading guides	✓
Eyelet threading system for consistent thread tension	✓
Thread anchor	✓

## INNOVACHROME™ LED THREAD COLOR SYSTEM

Number of LED lights with on/off modes	10
Correct thread color indication	Improved LEDs with brighter, more uniform colors, able to display more than 300 colors for visual indication of correct thread color
Light and audio cues, with on/off modes	✓
Light and audio cues to alert thread change	✓
Light and audio cues to alert thread breakage	✓
Light and audio cues to alert finished design	✓

## SPEED FEATURES

Sewing speed – frames	400 to 1,000 spm
Sewing speed – caps	400 to 600 spm
Speed adjustment	Adjust individual needle speed from 400 to 1,000 spm (frames); 400 to 600 spm (caps)

## BUILT-IN DESIGNS AND FONTS

Built-in Brother exclusive designs	110
Built-in alphabet fonts	28 size-adjustable embroidery lettering fonts
Built-in alphabet designs	Renaissance, Floral, Appliqué and Greek
Monogramming font styles	3
Coordinating accents	15
Frame designs	10

## DESIGN EDITING FEATURES

On-screen editing	✓
Color palette	300 colors

## DESIGN POSITIONING FEATURES

InnovEye® Technology	It's like having a built-in camera above the needle, providing a bird's eye view of the needle area
Snowman® Embroidery Positioning Marker	Works in conjunction with the InnovEye® Technology for precise positioning
Grid function	View grid and design on LCD display for precise alignment

## PE-DESIGN® NEXT UPGRADE SOFTWARE - INCLUDED

Included PE-DESIGN® NEXT Upgrade software*	Provides additional editing capabilities Visit <a href="http://www.brother-usa.com/PR1000e">www.brother-usa.com/PR1000e</a> for more details
--	---

## MULTIPLE MACHINE LINKING FEATURES (WITH INCLUDED PE-DESIGN® NEXT UPGRADE SOFTWARE\*)

Link machines to one computer	Link up to four PR1000 series or upgraded PR650 series machines to one computer
Allocate and queue designs	✓
Queue up to 100 designs	✓
Status monitoring on computer screen	✓
Minimize thread changes	✓

## MEMORY AND MEDIA RECOGNITION FEATURES

Built-in memory	1.7MB; save up to 500,000 stitches to memory
USB ports	3 ports; 1 high speed port, 1 port for machine peripherals, 1 port for computer connectivity and upgrades

## INCLUDED FRAMES AND ACCESSORIES

1.5" x 2" frame	✓
4" x 4" frame	✓
5" x 7" frame	✓
8" x 14" frame	✓
Arm A Embroidery frame holder (for included frames)	✓
Arm B Embroidery frame holder (for optional jumbo, border and quilting frames)	✓
Extra-large worktable	✓
Accessories kit	Includes needle sets, prewound bobbins, screwdrivers, spool mats, spool caps, USB cable, embroidery sheet grids and more

## OPTIONAL\*\* ACCESSORIES

14" x 14" Jumbo frame	✓
4" x 12" Border frame	✓
8" x 8" Quilting frame	✓
Wide cap frame, driver and mounting jig	✓
Standard cap frame, driver and mounting jig	✓
Round frame kit (Includes Arm C Embroidery frame holder, Round 4", 5" and 6" frames)	✓
Cylinder frame	✓
8" x 12" Flat frame	✓
Adjustable-height metal stand	✓

## NEW! OPTIONAL UPGRADE KIT\*\* (PRPUGK1)

Scan virtually anything in your hoop with InnovEye® Technology	✓
Change design color palette with Color Shuffling™	✓
On-screen Auto Density Adjustment when designs are resized	✓
Design Connection for alignment of repetitive designs	✓
10 new designs and 2 new fonts	✓

## OTHER FEATURES

Machine size	20-3/16" W x 23-3/16" D x 31" H
Weight	92 lbs.
Warranty	2/5/25 years - Limited Warranty. See Product Limited Warranty for details.

\*Customers must have PE-DESIGN® 5.0 or above software in order to use the included PE-DESIGN® NEXT Upgrade software.  
\*\*Additional purchase required.

For more information, visit [www.brother-usa.com/PR1000e](http://www.brother-usa.com/PR1000e) or call 1-800-4-A-BROTHER.

**brother**  
at your side



8840800742

Images are for illustrative purposes only. Some designs shown may require additional purchase. All specifications subject to change without notice.

©2011 Brother International Corporation. All rights reserved. Brother Industries, Ltd., Nagoya, Japan.

HADFBR1000E