

THE Dream Machine

SEWING | EMBROIDERY | QUILTING | CRAFTING



brother
at your side

THE
Dream Machine
SEWING | EMBROIDERY | QUILTING | CRAFTING

Designed by geniuses. Inspired by dreamers.

Dreaming is wonderful. A notion that's immediately apparent when you sit down to play on our latest and greatest creation. It's where your dreams, and our dreams, are made real through a bounty of new and refined features. **With 30 patents and patent pending innovations, THE Dream Machine is our most powerful, technologically advanced machine – the one you've been waiting for.**

56 SQUARE INCHES OF WORKSPACE

11.25" needle to arm! Our largest needle to arm is a dream for any quilter with the ability to accommodate a rolled king-sized quilt!



Our brightest
workspace ever

1 INDUSTRY FIRST

THE INDUSTRY'S LARGEST BUILT-IN HIGH-DEFINITION LCD DISPLAY



10.1" 1280 X 800 RESOLUTION



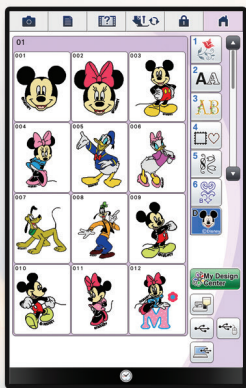
EXPANDABLE LIBRARY OF BUILT-IN TUTORIAL VIDEOS

Built-in **HD tutorials** make learning easy! View over 40 tutorial videos directly on the high-definition LCD display, or **stream your own creations using the industry standard MP4 format**. You can even watch videos or listen to music while the machine is not running.



NEW ZOOM AND ADJUSTMENT FEATURES

View your creations in crisp, vivid color and watch them become larger than life with the new zoom function of up to **400% within My Design Center and up to 200% in other modes**. Easily adjust your design by rotating in 1 degree increments.



NEW USER INTERFACE

Larger, more defined crystal clear icons, color navigation, scrolling menu and the ability to **view your design properties in preview mode**.

10.1" THE Dream Machine

8.5" Quattro® 3

7" V-Series

23% LARGER THAN PREVIOUS MODELS

38% LARGER EMBROIDERY AREA THAN PREVIOUS MODELS



9.5" x 14"



NEW STABILITY PLUS™ FRAME

Make your projects larger than life with our largest and strongest embroidery frame yet. With the addition of **aluminum, rubber and ribbed corners**, our new improved embroidery frame offers **less slippage** for better stitch results.

ACCUTRAC™ EMBROIDERY SYSTEM

Engineered for superior stitch quality. Bask in the pleasure of even more precise, high quality embroidery with our most advanced **AccuTrac™** embroidery system. Created and used in our multi-needle PR machine, it provides better under arm support, reduces bounce, provides better stitch quality, as well as sophisticated mechanical changes for the **smoothest frame control** to date.



1 INDUSTRY FIRST

INNOVEYE® 2 TECHNOLOGY

IT'S LIKE HAVING A BUILT-IN CAMERA AND SCANNER

This industry-first technology gives you a **live and up close view of the needle area** for the most precise positioning ever. The ability to **scan the entire embroidery area** provides virtually endless creative options and helps ensure that all of your projects are perfect.



UP TO **2x** SCANNING SPEED


UP TO **3x** RESOLUTION

Than previous models

Live magnified image with Up-close Viewer™

WITH INNOVEYE® 2 TECHNOLOGY, PRECISE ALIGNMENT OF DESIGNS IS EASIER THAN EVER

Perfectly place your design exactly where you want it every time. Just scan your fabric or garment, **preview your design on screen** and you're done.




SNOWMAN® EMBROIDERY POSITIONING MARKER

We've enhanced our beloved **Snowman® Embroidery Positioning Marker** to offer more options for alignment of embroidery designs. Pair with the InnovEye® 2 Technology to **automatically position the needle** and design for precise embroidery placement.

DESIGN CONNECTION BY INNOVEYE® 2 TECHNOLOGY

Thanks to the improved InnovEye® 2 Technology, embroidery design connection is **easier and more precise**. Combined with the Snowman® Embroidery Positioning Marker, you can reposition your design many times in many directions.




The Snowman® Embroidery Positioning Marker can be placed in multiple positions for easy design placement.

1 INDUSTRY FIRST

VIRTUAL STITCH PREVIEW™ & WIDTH ADJUSTMENT

See your desired stitch **superimposed on your project**, giving you the ability to **adjust your stitch width or placement**. Seeing is believing!



MY DESIGN CENTER

MAKE YOUR PROJECTS AS UNIQUE AS YOU

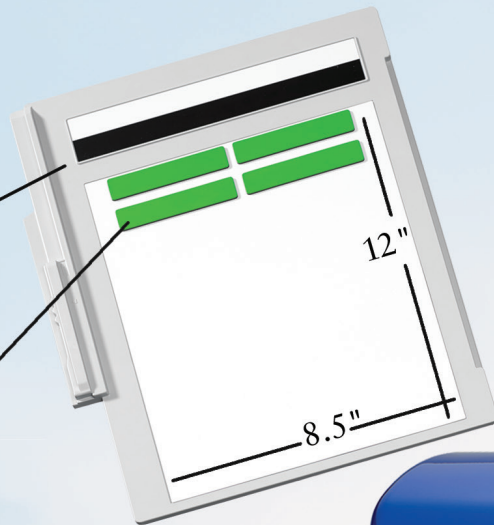
1 INDUSTRY FIRST

The next generation of My Custom Design has been enhanced to integrate our industry-first InnovEye® 2 Technology, offering new design capabilities at your fingertips, all without a PC. **Draw or doodle directly on the LCD display**, and watch it spring to life in the large drawing area. Or, use the industry-first scanning frame to **scan line art, handwriting or printed clip art** and have it transformed into embroidery data. There are so many ways to create a custom, personal work of art – and a really fun way to create embroidery!

1 INDUSTRY FIRST

White balance calibration bars ensure accurate color every time.

Extra strong magnets keep your art in place while scanning.



ScanImation™ Scanning Frame

INTRODUCING OUR SCANIMATION™ SCANNING FRAME AND TECHNOLOGY

The industry's first scanning frame that works directly on your machine. Using InnovEye® 2 Technology and our state-of-the-art scanning frame, you can scan drawings and printed clip art directly into My Design Center.



DRAW DIRECTLY ON THE LCD DISPLAY

Use the included stylus to **draw directly on the LCD display** and see your designs or handwriting instantly spring to life in the large drawing area. **No more tablet needed.**

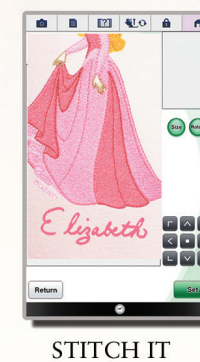
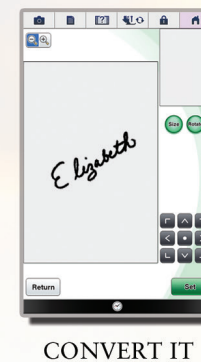
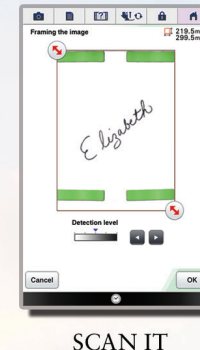


BUILT-IN USB PORTS

High-speed 2.0 ports to import JPEG images using any standard storage media and easily turn them into embroidery data.

LINE ART SCAN & EMBROIDER

Use the industry-first InnovEye® 2 Technology to scan handwriting or line art on the **industry-first ScanImation™ Scanning Frame**, and then watch as they are transformed into unique embroidery designs. You can also draw directly on the 10.1" built-in HD LCD display.



1 INDUSTRY FIRST

You can use your own line art drawing or take line art from a magazine and auto convert to stitch data.

1. Scan it
2. Auto convert to stitch data
3. Create beautiful embroidery



1 INDUSTRY FIRST

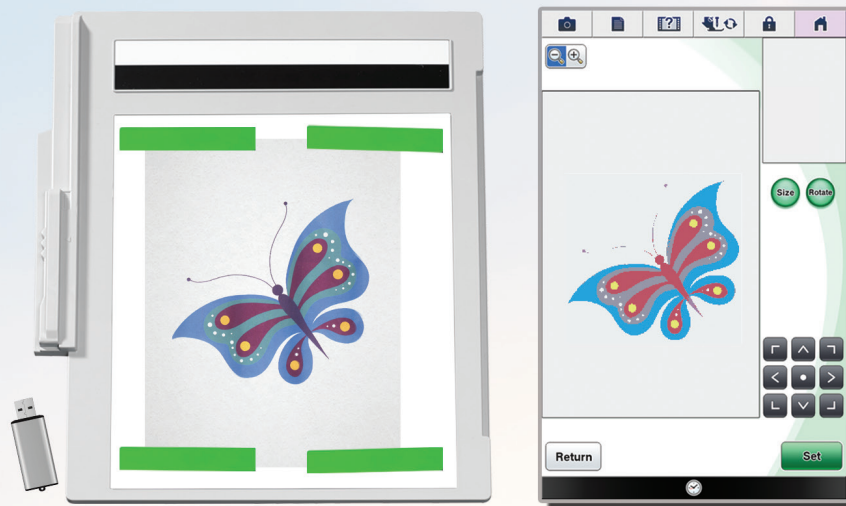
1 INDUSTRY FIRST

TURN JUST ABOUT ANYTHING INTO EMBROIDERY DATA

No PC or Software Needed

ILLUSTRATION SCAN & EMBROIDER


Use the industry-first InnovEye® 2 Technology to scan an image or illustration on the industry-first **Scanlination™ Scanning Frame**. Or import a JPEG using the USB port, and watch in amazement as the **image is turned into stitch data using just the machine.**



Import your illustration or clip art via the scanning frame or USB port. (USB stick not included)

My Design Center automatically converts the file into embroidery punch data.

Create beautiful projects by combining all of the amazing features in My Design Center.



1. Scan it
2. Convert it
3. Embroider it

STIPPLE & FREEHAND QUILTING WITH EASE

No PC or Software Needed

SCAN & STIPPLE

Accurately stipple anywhere on any project. Simply scan your fabric using InnovEye® 2 Technology and **define the stippling area using the stylus directly on the LCD display.**

Choose your desired stipple pattern and THE Dream Machine does the rest.




Scan it

Auto Stipple

Stitch it


INSIDE & OUTSIDE AUTO STIPPLE

You can also use the built-in library of shapes and patterns to add interesting detail to any project. **You can even combine shapes** and select inside or outside stippling to create unique designs.



CUSTOM DRAW STIPPLING

Use the industry-first **Scanlination™ Scanning Frame** or draw directly on the LCD display to create your own unique patterns. Now you can **get the look of complicated freehand stippling, without the use of software or stitch regulation!**



PERFECT PRECISION HAS NEVER BEEN EASIER

1 INDUSTRY FIRST

V-SONIC™ PEN PAL FOR SEWING & EMBROIDERY

The V-Sonic™ Pen Pal system uses ultrasonic technology to allow you to **control several functions right on your fabric**, so you can reduce the need to look away from your project. When sewing, easily make adjustments to needle position, set stitch width and position, select sewing end point, and set laser guide position. When embroidering, easily adjust the design if the fabric has been hooped crooked.



1 INDUSTRY FIRST

DROPLIGHT™ LED EMBROIDERY POSITIONING MARKER

Trying to guess where to drop the needle is a nightmare of the past! Use the embroidery foot with LED pointer to **easily see your needle drop position** – critical for embroidery. You can check the embroidery field easily with the trial key and the LED pointer. **Also helpful while using the stitch forward and backward keys.**



1 INDUSTRY FIRST

SEW STRAIGHT™ 2 LASER VISION GUIDE

Sewing straight has never been easier with the built-in laser guide. Now it's even easier with the **brighter laser line** for easier viewing on darker fabrics, and a **wider range** that **extends up to 19mm**. With double the brightness and manual adjustment, you will be able to see this guideline on virtually any fabric you can imagine.



1 INDUSTRY FIRST

MUVIT™ DIGITAL DUAL FEED SYSTEM

No more puckering! Feeding fabric has never been smoother! Powerfully **feed fabric from the top AND bottom**, and sew precise, uniform stitches on a range of fabrics from silk to denim.



NEW COUCHING TECHNIQUE AND MUVIT™ DIGITAL DUAL FEED SYSTEM

The **new couching foot** with MuVit™ allows you to add cording techniques to your projects.



COLOR SHUFFLING™ 2 FUNCTION FOR EVEN MORE COLOR POSSIBILITIES

Love a certain color scheme? Not sure how to combine colors? Use the **new pin function** in Random and Gradient modes to ensure your favorite colors are included in your shuffle.




Random Mode

Gradient Mode

1 INDUSTRY FIRST

INNOVACHROME™ LED THREAD COLOR & MONITORING SYSTEM

No more babysitting your machine! Our revolutionary visual status system **indicates when a thread color change is needed**, what the next color is, as well as **thread breakages and alerts**. Originally designed for our PR-Series of machines.



OVER 930 BEAUTIFUL BUILT-IN DESIGNS



DISNEY IS IN OUR DNA

Only THE Dream Machine has the magic of 166 Disney embroidery designs built right in. Plus, exclusive access to a constant parade of Disney and Disney•Pixar embroidery designs through the iBroidery.com Download Center.



NEW MULTI-FUNCTION SCREWDRIVER

No more searching for quarters.

No more struggling to get your fingers under the needle. Works on most Brother embroidery frames.



100+ FABULOUS NEW OR IMPROVED FEATURES

GENERAL FEATURES

1. 11.25" needle to arm
2. 5-inch height from sewing bed to top of machine arm
3. Full-spectrum LEDs which mimic natural daylight
4. Almost 10" of full-spectrum lighting around the needle
5. Adjustable LED lighting in five settings
6. Automatic needle threading system
7. Ergonomic large start/stop button
8. Separate bobbin winder system
9. Adjustable bobbin winding speed
10. InnovEye® 2 Technology
11. Up to 3x clearer camera resolution
12. Up to 2x faster scanning speed
13. Presser foot lever in convenient location
14. Extra high lift presser foot
15. Slow, quiet-close cover
16. Ergonomic handle shape
17. Navy accent line on the machine front in both sewing and embroidery settings with Disney's silver decoration plate

MY DESIGN CENTER

18. Draw directly on the large LCD display to create embroidery
19. Line art scan and embroidery
20. Drawing or .jpg scan and embroidery
21. Scan and stipple
22. 30 stamp frames
23. Combine creations with pre-digitized and built-in designs and fonts
24. Auto line completion
25. Stitch setting attributes
26. Embroidery image preview screen
27. Built-in Up-close™ Viewer with zoom capability up to 400%
28. ScanImation™ Scanning Frame

EMBROIDERY FEATURES

29. Color Shuffling® 2 with pin function to set desired thread colors
30. Droplight™ LED Embroidery Positioning Marker
31. Ultrasonic sensor function to set embroidery position and angle
32. Camera scanning in 2 different speed modes
33. AccuTrac™ embroidery system for better under arm support
34. InnovEye® 2 Technology and Snowman® Embroidery Positioning Marker for precise needle and embroidery placement
35. Built-in Up-close™ Viewer with zoom capability up to 200%
36. InnovaChrome™ LED Thread Color System
37. 38% larger embroidery area, 9.5" x 14"
38. New stronger frame design with better gripping surface
39. Built-in extra-large designs for the jumbo 9.5" x 14" embroidery frame
40. 166 embroidery designs featuring Disney•Pixar characters
41. 773 built-in Brother embroidery designs in total
42. 15 home furnishings designs
43. 5 pet designs
44. 20 Japanese designs

45. 18 quilt designs
46. 18 built-in technique designs
47. 30 Swiss designs from Zündt
48. 8 cool designs
49. 140 frame pattern combinations
50. 22 embroidery fonts with full complement of symbols, including 2 small fonts
51. Built-in Greek alphabet
52. Print and Stitch™ Technology for 3D Art
53. Embroider up to 1,050 stitches per minute
54. Go forward or backward up to 1,000 stitches
55. Embroidery background color adjusting feature
56. Monochrome embroidery for single color embellishment
57. Jump stitch thread trimming
58. Thread wiper
59. Resume function
60. Thread sensors for upper and lower threads
61. Embroidery frame display
62. Embroidery basting function
63. Embroidery thread palettes
64. Built-in alignment function for designs and borders
65. Trial position
66. Change alphabet character appearance/layout with more flexibility for individual text editing
67. Design duplication mode with embroidery editing
68. 175 sewing stitch designs available in embroidery mode
69. Readable PHC files
70. Built-in Appliqué Creator
71. Embroidery drag and drop

SEWING FEATURES

72. Sew Straight™ 2 with brighter laser and wider side range
73. Ultrasonic sensor function to set the stitch position, width, length or laser guide position
74. MuVit™ Digital Dual Feed System
75. New foot for couching with MuVit™ Digital Dual Feed System
76. Multi-function foot controller for hands-free control of select sewing functions
77. Enhanced My Custom Stitch™ feature with the ability to combine and edit custom and more than 40 built-in sample stitches
78. Automatic Height Adjuster™ (AHA®) feature for automatic presser foot pressure
79. Pattern connection with InnovEye® 2 Technology
80. Reinforcement stitch
81. Virtual Stitch Preview™ with InnovEye® 2 Technology
82. Edge sewing with InnovEye® 2 Technology
83. Lightning-quick pivoting functionality, with customizable foot height
84. Sew without thread for paper punching
85. Square feeding system with powerful and longer feed dogs
86. Large adjustable knee lifter with 3 positions
87. Needle plate detector for safe operation
88. Ruler design with zero mark at the needle to help center designs
89. 149 utility stitches
90. 577 decorative stitches, including vintage, heirloom and wide designs
91. 5 sewing fonts: 3 alphabet and 1 Cyrillic and 1 Japanese font

92. Sew up to 1,050 stitches per minute
93. Sew decorative stitches up to 710 stitches per minute
94. Free motion mode to automatically adjust the foot height
95. Automatic feed dog switching
96. Back to beginning key
97. Improved sewing with longer feed dogs

LCD DISPLAY FEATURES

98. Large 10.1" HD LCD display – 23% larger than previous Brother screens
99. More than 16 million possible colors with no color shifting on LCD
100. MPEG4 replay function
101. Embroidery design and sewing stitch selection scroll bar for easier navigation
102. Adjustable display color for easy editing
103. Built-in screensavers with viewing adjustment options
104. Personalized screensaver functionality
105. Realistic preview of selected stitches and patterns
106. Faster on-screen design rendering
107. More than 40 built-in instructional videos

SOFTWARE FEATURES

108. 3 USB ports
109. High-speed 2.0 port for design transfer
110. A third port for computer connectivity and future upgrades
111. Customizable USB mouse pointer functions for an optional mouse
112. Optional external USB embroidery card reader
113. Easy-to-navigate home screen
114. New easy-to-use screen layout
115. Adjustable sound in 5 levels
116. Larger internal memory capacity for embroidery and sewing stitches
117. 13 Built-in languages
118. High power CPU
119. Presser foot and needle changing key for safe operation
120. Screen lock
121. Time and date key
122. Eco mode
123. Shut-off supporting mode

ACCESSORY FEATURES

124. Includes four sizes of embroidery frames: 9.5" x 14", 8" x 12", 5" x 7" and 4" x 4"
125. 16 accessory feet included
126. Includes 3 free-motion quilting foot and 1 piecing foot
127. 2-spool thread stand
128. High-quality accessory box for storage within arm of machine
129. 3 removable accessory trays
130. New multi-function screwdriver
131. V-Sonic™ Pen Pal for sewing and embroidery
132. Straight stitch needle plate and straight stitch foot
133. Bobbin case for bobbin work

brother
at your side

For more information, call 1-800-4-A-BROTHER or visit www.THEDreamMachineByBrother.com



HADFBTHEDREAM

