

ENTREPRENEUR® PRO PR1000E

Enhanced 10-Needle Home Embroidery

Take a closer look at the revolutionary Entrepreneur® Pro PR1000e, a 10-needle home embroidery machine. A pinnacle of perfection, the Entrepreneur® Pro PR1000e truly is the "Perfect 10." With 10 needles, **finish gorgeous, multi-color creations faster, easier, and with greater precision.** The PR1000e raises the bar in embroidery for hobbyists, crafters and entrepreneurs.

10 THREAD COLORS Stitch designs up to 10 colors without changing thread.

10 THREAD EYELET THREADING SYSTEM Virtually perfect thread tension every time, helping to eliminate thread tangling.

10 LED LIGHTS IN THE INNOVACHROME™ LED THREAD COLOR SYSTEM LED lights under each spool indicate the closest thread color, and correlate to the thread colors on the LCD display screen.

INNOVEYE® TECHNOLOGY AND SNOWMAN® EMBROIDERY POSITIONING MARKER It's like having a built-in camera above the needle for precise positioning of designs.

RUNWAY® LIGHTING With 5 built-in LED lights, the PR1000e projects a light intensity equivalent to 35 standard bulbs.

EXTENSIVE LIBRARY OF DESIGNS AND FONTS 110 built-in designs; 28 size-adjustable fonts, plus frames, decorative frames and decorative alphabet designs.



110 BUILT-IN EMBROIDERY DESIGNS

28 ALPHABET FONTS

INCLUDED ACCESSORIES:

- Extra-large worktable provides a stable support system for frames and heavy items.
- Four frames: 8" x 14", 5" x 7", 4" x 4", 1.5" x 2"
- Bonus PE-DESIGN® NEXT Upgrade Software* – a \$500 value!

EXPAND THE POSSIBILITIES OF YOUR MACHINE WITH THE OPTIONAL** UPGRADE KIT (PRPUGK1) INCLUDES:

- Scanning Feature – Use the InnovEye® Technology to scan the embroidery field and see the bigger picture of your creation on the LCD display.
- Color Shuffling™ Function – Change the color palette of your design with the touch of a button.
- On-screen Auto Density Adjustment – Design stitch count is automatically recalculated to 100%, so your resized design will look just like the original.
- New Embroidery Designs and Fonts – Expand your creative library even more.



*Included with PR1000e purchase. Customers must have PE-DESIGN® 5.0 or above software in order to use the included PE-DESIGN® NEXT upgrade software.

**Available for additional purchase.

COMMON FEATURES

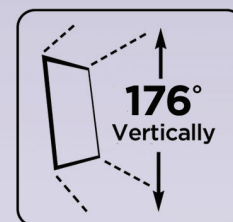
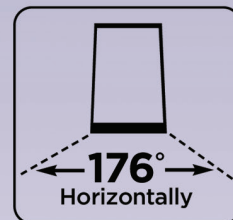
Found in Entrepreneur® Pro PR1000e & Entrepreneur® PR655

The Entrepreneur® Pro PR1000e and Entrepreneur® PR655 boast an **array of shared features and functions** that truly make them the last word in multi-needle embroidery for hobbyists and professionals alike.

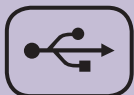
ADVANCED SUPER VIEW (ASV) HD LCD TOUCH SCREEN DISPLAY BY SHARP® CORPORATION

16.7 MILLION possible colors with little or no on-screen color shifting. Viewing angle of 176 degrees.

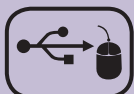
- **Preview your design** before stitching
- **On-screen tutorials** with videos and diagrams
- **Adjustable screen brightness setting**



THREE USB PORTS



Standard Transfer smaller design files to and from the machine†



High Speed 2.0 Transfer larger designs with an external hard drive, card reader, or memory stick††



Computer Connectivity

Download machine upgrades or download purchased designs to your PC from www.ibroidery.com

†USB flash drive not included. ††Additional purchase required.

BUILT-IN LINK-READY FUNCTION

Perfect for the Small Business Owner. Link up to four upgraded PR650 Series and PR1000 Series machines (PE-DESIGN® NEXT software required. Included with PR1000e purchase. Additional purchase required for PR655).

AUTOMATIC NEEDLE THREADING Thread each needle in seconds with the press of a button.

POWERFUL ON-SCREEN DESIGN AND EDITING

CAPABILITIES Rotate, mirror image, move, copy, enlarge/reduce, letter spacing, thread density, and group/ungroup edit functions.

ADJUSTABLE EMBROIDERY SPEED Up to 1,000 stitches per minute.

IBROIDERY® DOWNLOAD CENTER READY! Access to over 5,000+ embroidery designs available for purchase.

BUILT-IN MACHINE MEMORY Save up to 500,000 stitches.



Designs on top three pillows by Anita Goodesign.
Design on blue pillow available at www.iBroidery.com

ENTREPRENEUR® PR655

Enhanced 6-Needle Home Embroidery

NEW FOR
2014

The Entrepreneur® PR655 advanced 6-needle home embroidery machine combines **easy-to-use features with innovative technology** to deliver an affordable yet feature-packed multi-needle machine for embroidery enthusiasts and budding entrepreneurs.

Get the same Brother™-exclusive features found in earlier Entrepreneur® models, including a generous 12"x 8" embroidery area, library of designs and fonts, powerful editing features, plus exciting new features that will help **make creativity and productivity more seamless than ever before!**

EXCITING NEW FEATURES

DROPLIGHT™ LED EMBROIDERY POSITIONING MARKER

See the exact needle drop position, eliminating guesswork and providing pinpoint accuracy.

ENHANCED FRAME SENSOR Use border, quilt and round frames with the PR655.

3 ADDITIONAL BUILT-IN FONT STYLES You'll love the professional results of our new Signature, Elegant and Children-style fonts.

OPTIONAL* CLAMP FRAME AND ARM D Embroider the sides and tongues of shoes with ease.

OPTIONAL* PR-SERIES STAND Convenient new design makes handling, storage and use quicker and more efficient. Available for additional purchase.

*Additional purchase required.

EXTENSIVE LIBRARY OF DESIGNS AND FONTS

25 built-in embroidery designs; 28 size-adjustable embroidery lettering fonts; Greek, Appliqué, Floral and Renaissance alphabet designs; 3 monogramming font styles, and 15 coordinating accents; 10 frame designs. Plus 60 BONUS designs on included USB memory stick.

STITCH WITH CONFIDENCE USING THE BASTING FUNCTION

Apply a basting stitch outline to the perimeter of any design to hold the fabric to the stabilizer. Great for larger fabrics and hard-to-frame items.

THREAD SPOOL RESET Ability to cancel thread color settings, or have colors stitch sequentially.

EIGHT-SIDED DESIGN TRACE FUNCTION Automatic, eight-sided design trace gives you more accurate design placement. A feature exclusive to Brother hoop items.

INCLUDED ACCESSORIES

- Four included frames: 8"x 12", 5" x 7", 4" x 4", 1.5" x 2"



STEP UP YOUR PRODUCTIVITY AND CREATIVITY WITH THE PR-SERIES FROM BROTHER™

When it comes to powerful, multi-needle embroidery machines, **Brother set the standard with their PR-Series 6-needle and 10-needle home embroidery machines.** The Entrepreneur® PR655 and Entrepreneur® Pro PR1000e are the result of more than 100 years of Brother innovation, and combines the best features of our best-in-class machines, giving you **everything you need to take your embroidery projects to the next level.**

Perfect for embroidery enthusiasts, hobbyists, crafters, and entrepreneurs, the Entrepreneur® and Entrepreneur® Pro machines allow you to step up your productivity and creativity, and deliver professional embroidery results at an attractive price. These **state-of-the-art multi-needle machines** are designed to give you the basic equipment to become your own boss, with the convenience and flexibility to choose your hours, your location, and your own workplace.

With a PR-Series multi-needle machine from Brother, **the business possibilities are virtually endless!** Create professional results on a wide range of items.

- Embroider caps, athletic bags, shirts and shoes for local sports teams
- Monogram shirts and uniforms for businesses
- Personalize baby blankets, bibs and diaper bags
- Monogram towels, robes and napkins for wedding or anniversary gifts
- And so much more!

Whether you're looking to step-up to a 6-needle embroidery machine, or expand the possibilities and productivity of your embroidery with 10-needles, the PR-Series has a machine for you.



ENTREPRENEUR® PRO PR1000E
ENTREPRENEUR® PR655

Color 4.4" x 7.3" ASV HD LCD Screen Display	With Enhanced 176° Viewing Angle and 16.7+ MILLION Colors	With Enhanced 176° Viewing Angle and 16.7+ MILLION Colors
Adjustable Screen Brightness Setting	✓	✓
On-screen Tutorials	With Videos and Diagrams	With Videos and Diagrams
Zoom Function	Zoom to view many designs up to 200% actual size	—
On-screen Editing	Rotate, Mirror Image, Move, Copy, Enlarge/Reduce, Letter Spacing, Thread Density, and Group/Ungroup Edit Functions	Rotate, Mirror Image, Move, Copy, Enlarge/Reduce, Letter Spacing, Thread Density, and Group/Ungroup Edit Functions
Preview Designs Before Stitching	✓	✓
Screensaver	5 Built-in Images Included; Personalized Functionality	5 Built-in Images Included; Personalized Functionality
Adjustable Design Icon Size Setting	✓	✓
Runway® Lighting	5 LED Lights Equivalent to 35 Standard Bulbs with 5 Customizable Brightness Settings	2 LED Lights
Workspace Table	Extra-Large Table (Included)	—
Number of Needles	10	6
Number of Spools	10	6
Automatic Needle Threading	✓	✓
Numbered Threading Guides	✓	✓
Eyelet Threading System for Consistent Thread Tension	✓	—
Thread Anchor	✓	✓
Droplight™ Embroidery Positioning Marker	—	✓
Number of LED Lights (with On/Off Modes)	10	—
Correct Thread Color Indication	Improved LEDs with Brighter, more Uniform Colors, Able to Display more than 300 Colors for Visual Indication of Correct Thread Color	—
Light and Audio Cues (with On/Off Modes)	Alerts to Thread Change, Thread Breakage and Finished Design	—
Sewing Speed For Frames	400 to 1,000 SPM	400 to 1,000 SPM
Sewing Speed For Cap Frames	400 to 600 SPM	400 to 600 SPM
Speed Adjustment	Adjust Individual Needle Speed from 400 to 1000 SPM (Frames); 400 to 600 SPM (Caps)	Adjust Individual Needle Speed from 400 to 1000 SPM (Frames); 400 to 600 SPM (Caps)
Built-in Brother™ Exclusive Designs	110	25
Built-in Alphabet Fonts	28 Size-Adjustable Embroidery Lettering Fonts	28 Size-Adjustable Embroidery Lettering Fonts
Built-in Alphabet Designs	Renaissance, Floral, Appliqué and Greek	Renaissance, Floral, Appliqué and Greek
Monogramming Font Styles	3	3
Coordinating Accents	15	—
Frame Designs	10	—
On-screen Editing	✓	✓
Color Palette	300 Colors	300 Colors
Multiple Machine Linking Features (with PE-DESIGN® NEXT Upgrade Software*)	✓	✓
PE-DESIGN® NEXT Upgrade Software**	Included	—
Link Machines	Up to four PR1000 series or upgraded PR650 series machines to one computer	Up to four PR1000 series or upgraded PR650 series machines to one computer
Built-in USB Ports	3 Ports; 1 High Speed Port, 1 Port For Machine Peripherals, 1 Port For Computer Connectivity and Upgrades	3 Ports; 1 High Speed Port, 1 Port For Machine Peripherals, 1 Port For Computer Connectivity and Upgrades
Standard Included Frames	4 (8" x 14", 5" x 7", 4" x 4", 1.5" x 2")	4 (8" x 12", 5" x 7", 4" x 4", 1.5" x 2")

*Customers must have PE-DESIGN® 5.0 or above software in order to use the included PE-DESIGN® NEXT upgrade software. **Additional purchase required.

brother
at your side

For more information, call 1 (800) 4-A-BROTHER or visit the Home Sewing and Embroidery pages at www.brother.com



HADSSPRSERIES

ENTREPRENEUR® PR-SERIES MULT-NEEDLE EMBROIDERY MACHINES

PERFECT FOR EMBROIDERY PROFESSIONALS & HOBBYISTS

Entrepreneur® Pro

PR1000E



Entrepreneur®

PR655



brother®
at your side